Installation:

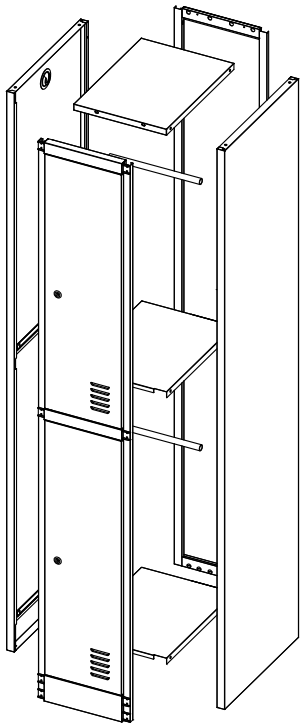

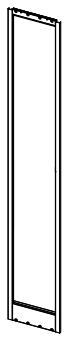

Back Plate:1Pc

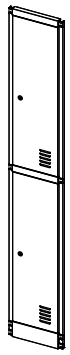

Door Frame:1Pc

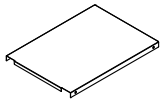

Bottom plate:1pc

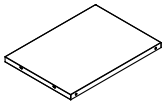

Top Plate:1Pc

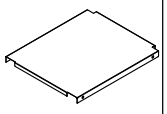

Middle plate:1pc

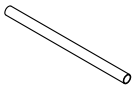

Hanging Rod:2Pcs

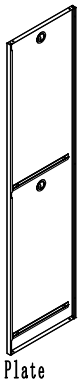

Side Plate
(Left):1Pc

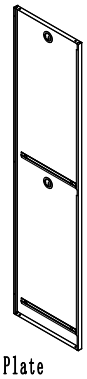

Side Plate
(Right):1Pc

Key:2Pcs

Self-tapping
Screw(5x10):10Pcs

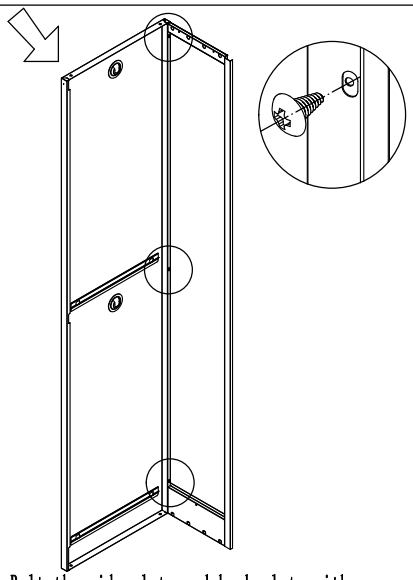

① Bolt the side plate and back plate with self-tapping screws(5x10)

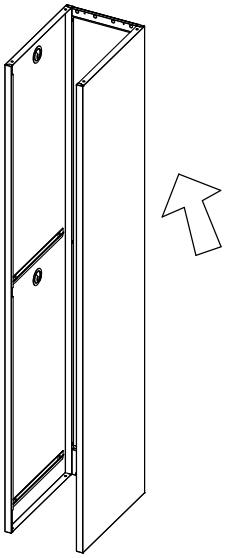

② Bolt the other side plate in the same way as the first step



③ Fix the door frame onto both of the side plates

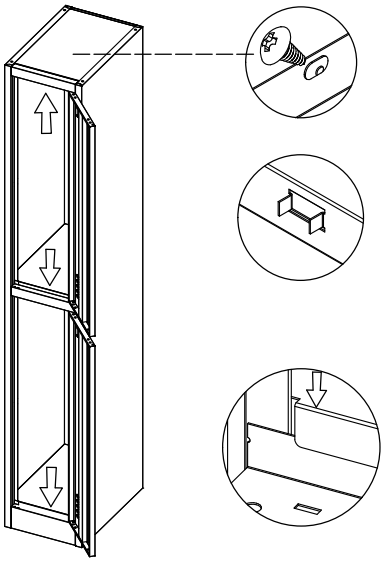

④ Install the top plate ,bottom plate and middle plate as the sign

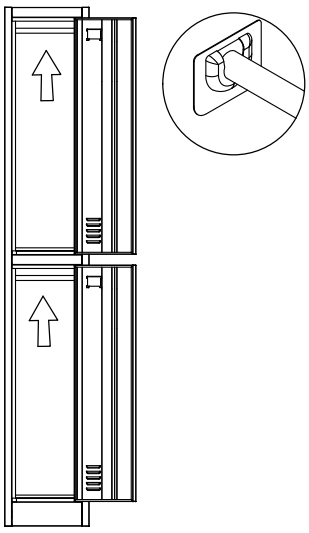

⑤ Install the hanging rod.



⑥ Adjust each part till fit well after installation.